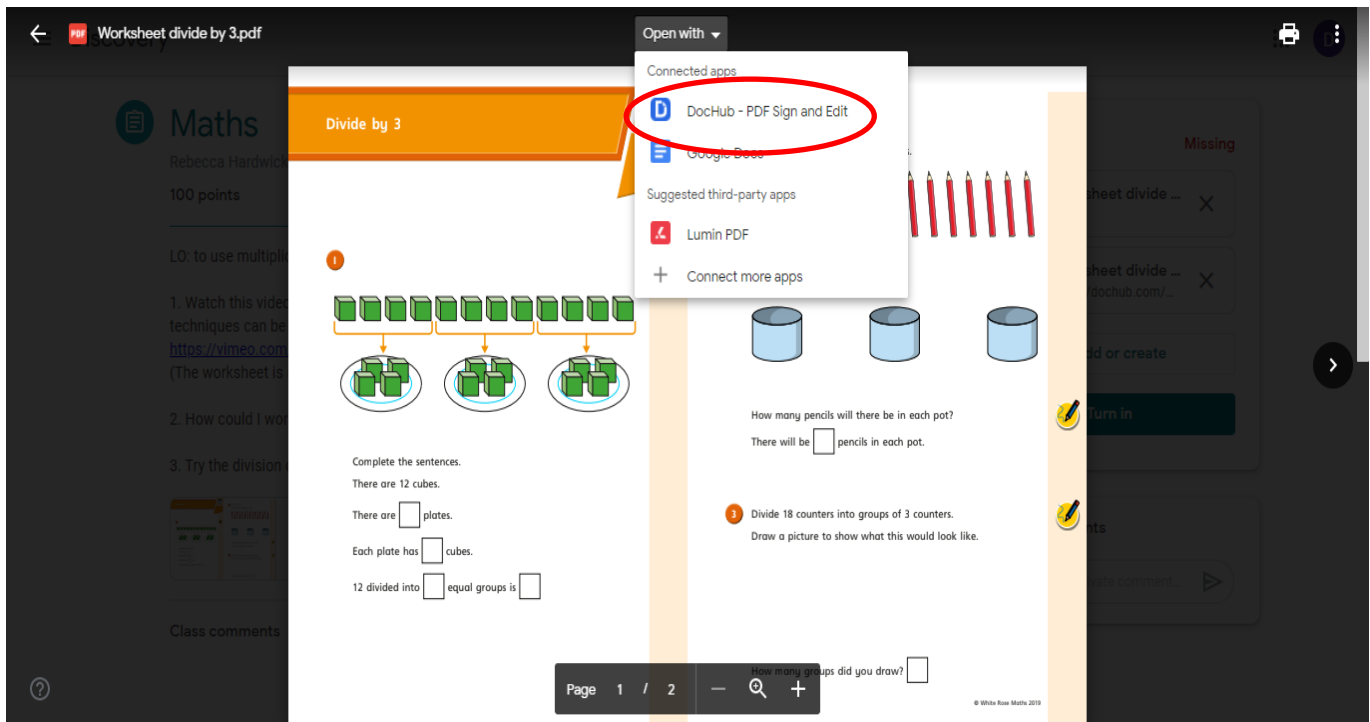
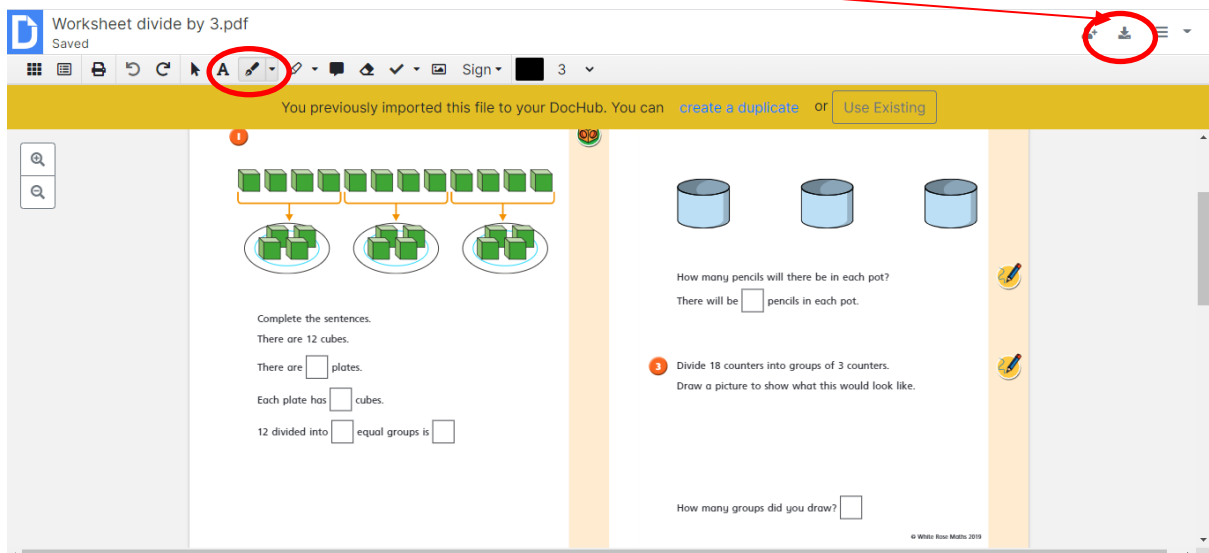


Google Classroom – working and submitting a pdf document on a laptop

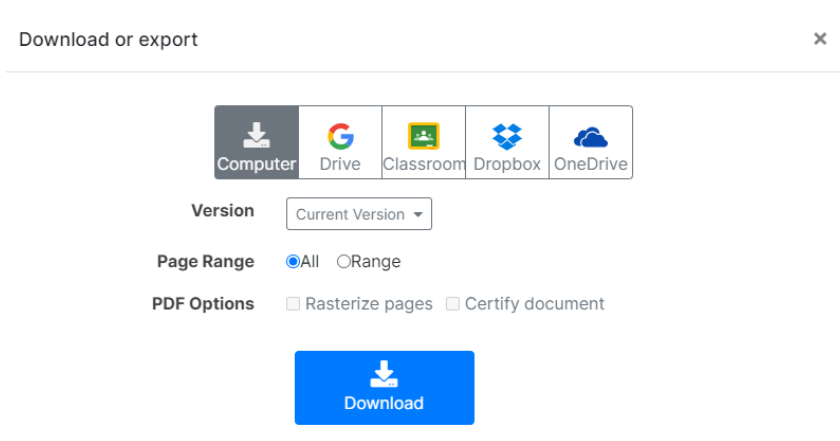
Click on assignment – Click Open with DocHub



You can edit the document using the A tool to type or the pen to draw using the mouse. when finished click on download button



Click on computer and download



Go back to the classwork page and the assignment and click Add or create then file. Locate where the document was downloaded – probably downloads folder. Click on the file and it will upload.

Then mark as done

Discovery

Maths
Rebecca Hardwick • Jan 11
100 points
Due Jan 12, 11:59 PM

LO: to use multiplication facts to divide

1. Watch this video. It recaps on how to use the multiplication facts for the three times table to divide. These division techniques can be applied to all times tables.
<https://vimeo.com/475444308>
(The worksheet is available should you wish to open it).

2. How could I work out $18 \div 6 = _?$

3. Try the division quiz

Your work Missing

+ Add or create

Mark as done

Private comments

Add private comment...

Your work Missing

Worksheet divide ... PDF

+ Add or create

Google Drive

Link

File